


# Characterizing Childhood Bereavement: Childhood Bereavement Estimation Model (CBEM)

Grantmakers for Education

Out-of-School Impact Group Stakeholder Call

March 18, 2022





CHILDHOOD BEREAVEMENT ESTIMATION MODEL

The CBEM is an accessible public health tool that approximates the prevalence of childhood bereavement in the U.S.

# CBEM

## Model Results

The **CURRENT** CBEM approximates the number and percentage of youth who **HAVE EXPERIENCED** bereavement.

The **PROJECTED** CBEM approximates the number and percentage of youth who **WILL EXPERIENCE** bereavement.

## Source of Bereavement

Death of Sibling

Death of Parent

Death of Sibling or Parent

## Geography

National

State

County

## Ages

Birth to 18



Birth to 25



## Key Topics

Rural-Urban  
2018


Substance Related  
2019

Race and Ethnicity  
2021

Cause of Death  
2022

## 2021 National CBEM Projected Prevalence

# 1 in 14



children in the U.S. will experience the death of a parent or sibling by age 18

**7.3% ~ 5.3M**

children will be bereaved by age 18

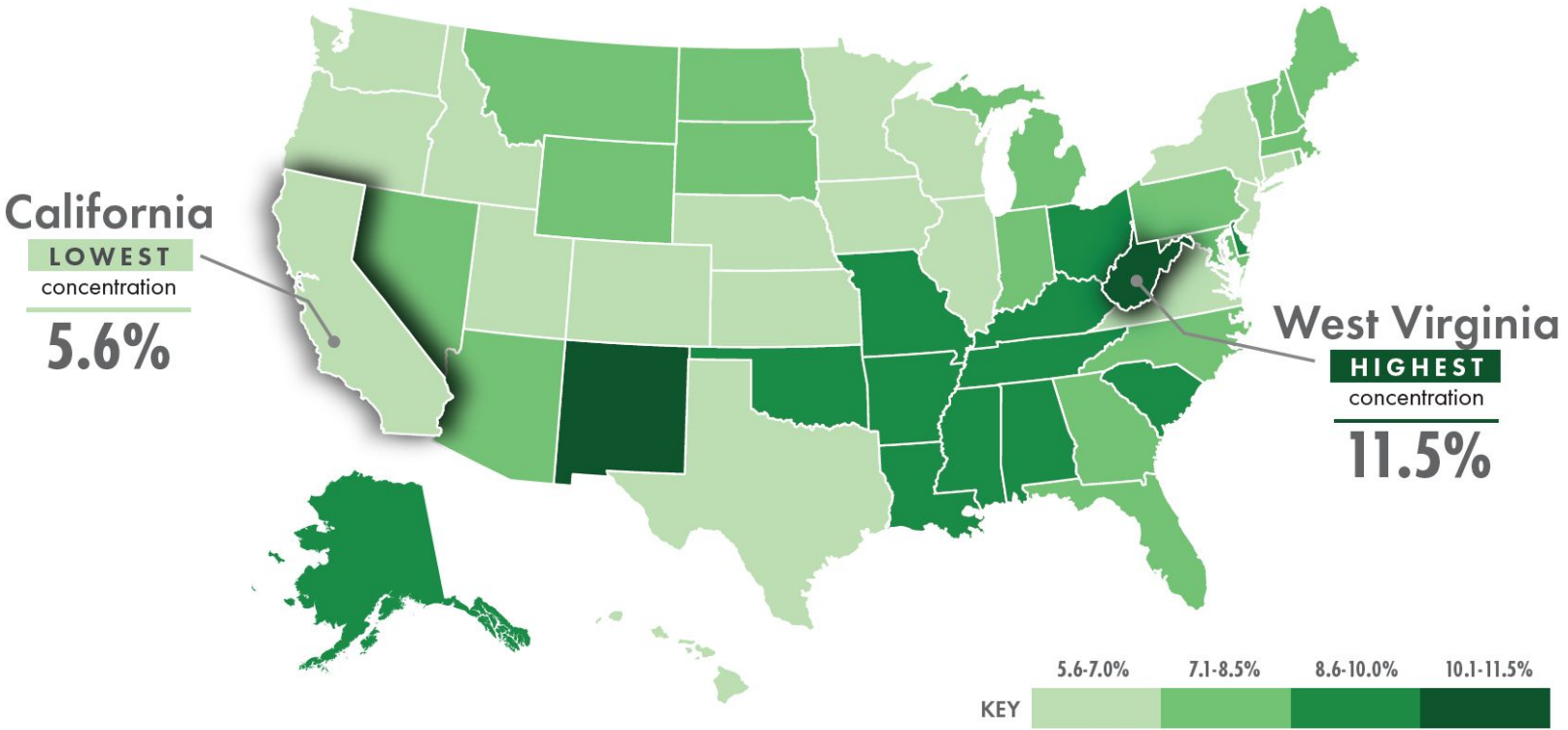


& MORE THAN  
**DOUBLES**

**13.3M**

youth will be bereaved by age 25

# 2021 CBEM State Projected Prevalence



†Bereavement due to parent or sibling death by age 18

# CDC Race & Ethnicity Data

American Indian or Alaska Native

Asian or Pacific Islander

Black or African American

White

Hispanic or Latino

## CDC WONDER race categories:

- American Indian or Alaska Native
- Asian or Pacific Islander
- Black or African American
- White

## CDC WONDER Hispanic Origin categories:

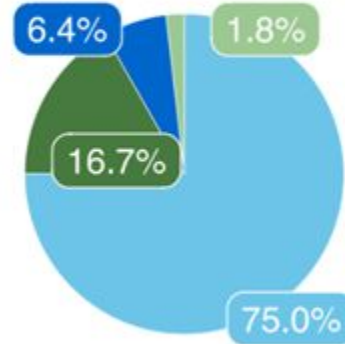
- Hispanic or Latino
- Not Hispanic or Latino



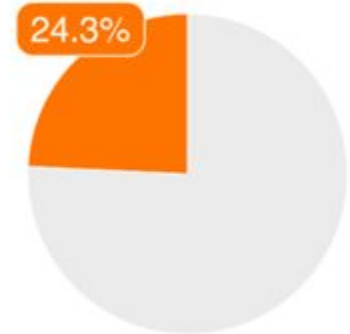
# U.S. Youth Population

Total Population 0-24  
**104,147,500**

## Race



## Ethnicity



American Indian or Alaska Native

Asian or Pacific Islander

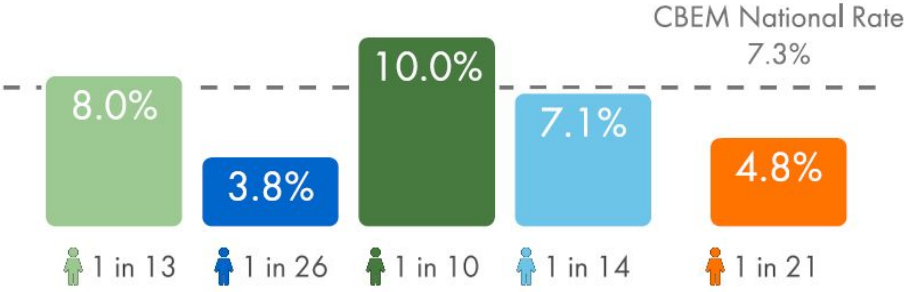
Black or African American

White

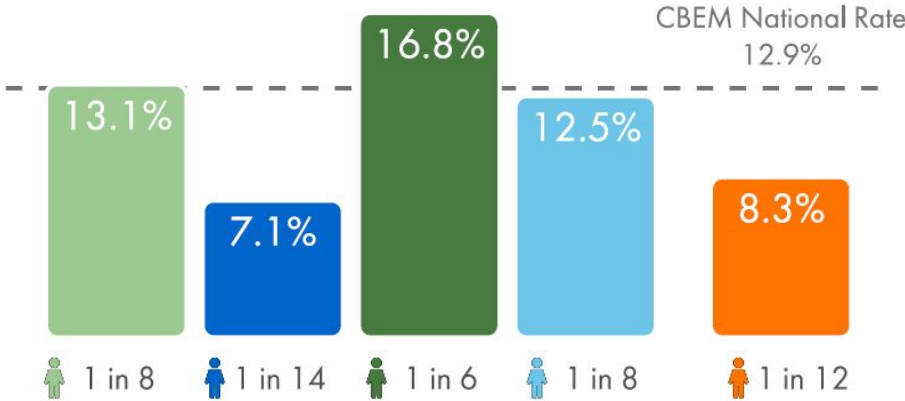
Hispanic or Latino

# National CBEM Projected Prevalence

## By Age 18



## By Age 25



American Indian or Alaska Native    Asian or Pacific Islander    Black or African American    White    Hispanic or Latino



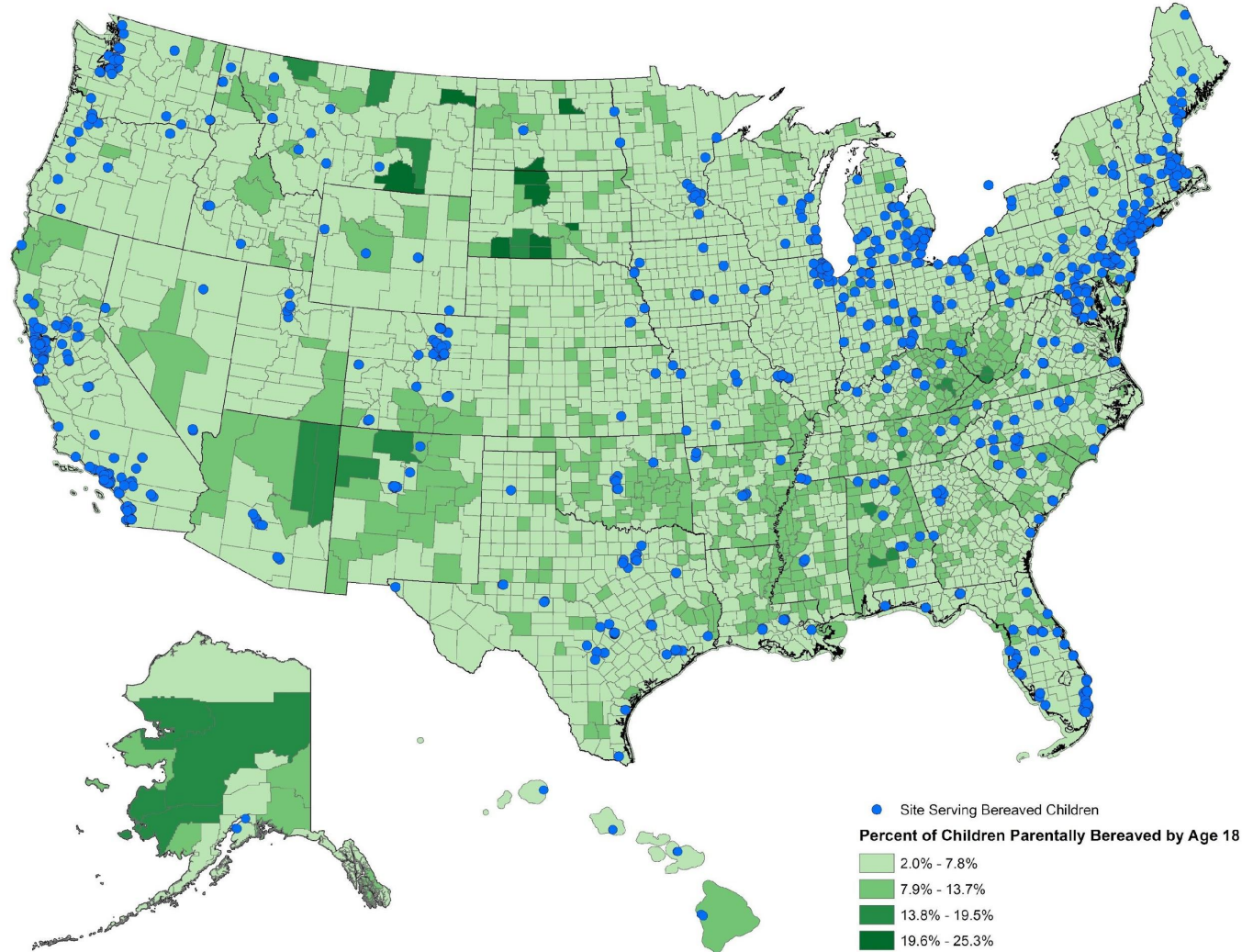
# Childhood Bereavement Prevalence & Sites Serving Bereaved Children

*\*This map displays the projected percent of children who will be bereaved by a parent death by age 18 at the county level.*

*\*A blue dot represents a site serving bereaved children.*

*\*Map displays 775 sites.*

*SITES SERVING BEREAVED CHILDREN DATA PROVIDED BY THE NATIONAL ALLIANCE FOR CHILDREN'S GRIEF (NACG), ELUNA, AND DOUGY CENTER, 2021  
CBEM DATA PROVIDED BY JUDI'S HOUSE, 2020*



# CBEM Toolkit

2021 CBEM  
**Reports**

2021 CBEM  
**Toolkit**

2021 CBEM  
**Data  
Tables**

2021 CBEM  
**Key Messages**



2021 CBEM  
**Graphics**

2021 CBEM  
**Methodology  
& Sources**

2021 CBEM  
**Action Plan**

2021 CBEM  
**Roadmap**

2021 CBEM  
**Video**

2021 CBEM  
**FAQ**

2021 CBEM  
Race and  
Ethnicity  
**Reports**

2021 CBEM  
Race and  
Ethnicity  
**Data Tables**

2021 CBEM  
Race and  
Ethnicity  
**User Guide**

2021 CBEM  
Race and  
Ethnicity  
**Toolkit**

# Thank you!



*judi's house* JAG Institute  
For Grieving Children and Families



CHILDHOOD BEREAVEMENT ESTIMATION MODEL